

**Daily Maths with Sparks  
class**

# Counting to 100



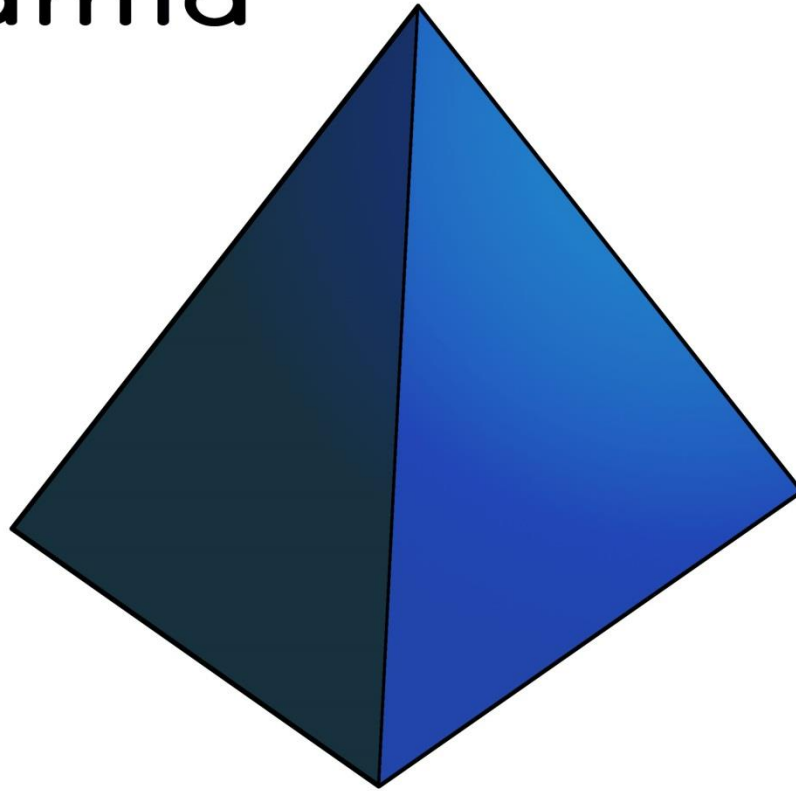
Click here to count to 100  
with grandma and  
granddad!

# Say the 3D(flat) shapes



# Describe this shape

## Pyramid





# Terrific Two

Work these out as quickly as you can.



$$5 + 5 =$$

$$8 - 2 =$$

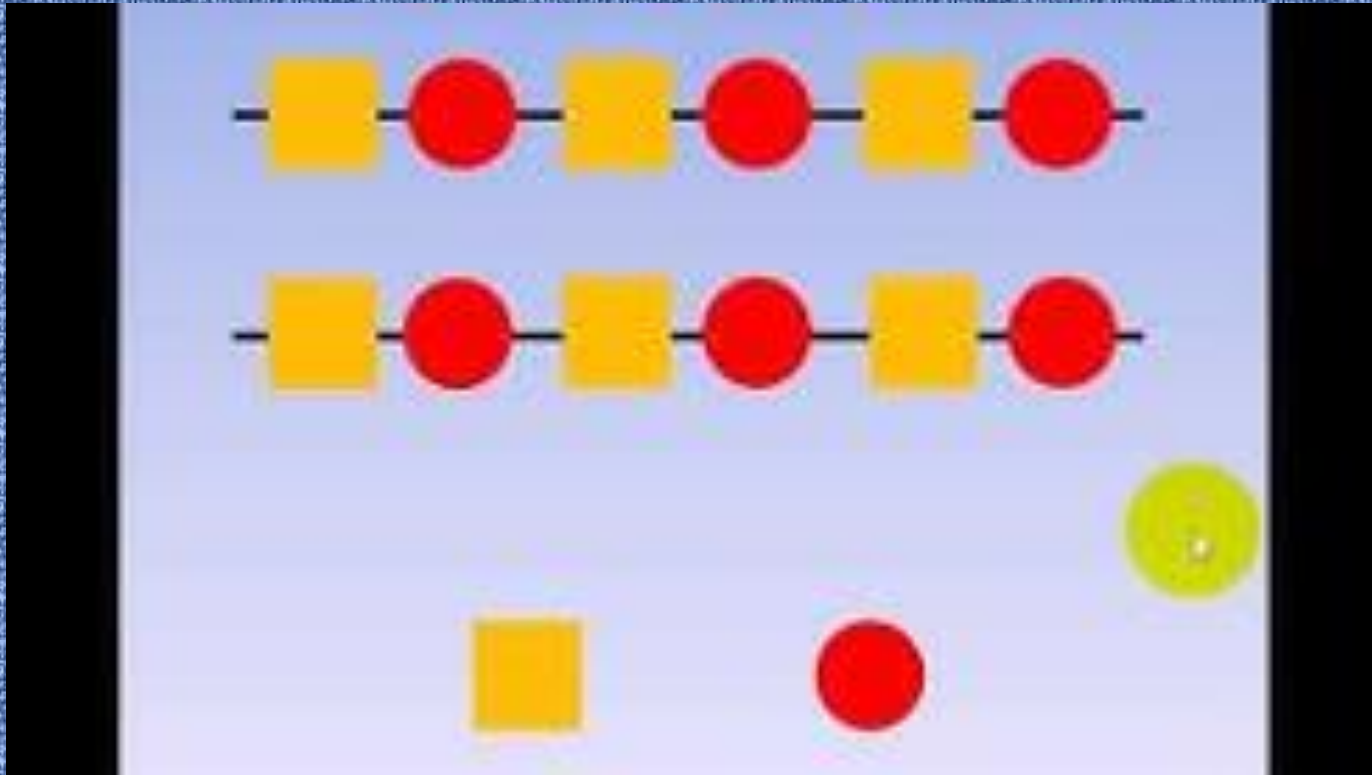
# What is a pattern?



Try these fun dance moves to learn about patterns.

Today's new learning:  
I can make a repeating pattern.

Click here to learn  
about patterns.



Try this shape pattern game.



The image shows a game interface for 'Shape Patterns'. At the top, the title 'Shape Patterns' is written in large, bold, orange letters. Below the title is a row of seven colored shapes: a red square, an orange circle, a yellow hexagon, a green triangle, a light blue star, a dark blue square, a purple pentagon, and a pink oval. In the background, there is a landscape with green hills, a line of evergreen trees, and snow-capped mountains. In the foreground, a blue steam locomotive with a yellow cab and a black smokestack is pulling three colorful train cars on a set of tracks. The first car is purple and labeled 'Level 1', the second is orange and labeled 'Level 2', and the third is blue and labeled 'Level 3'. At the bottom of the interface, the text 'Select a truck to play' is displayed in white. In the bottom right corner, there is a blue rectangular button with the word 'Topmarks' in white text.

# Shape Patterns

Level 1 Level 2 Level 3

Select a truck to play

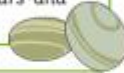
Topmarks



# Pattern

## Home Learning Challenges

Collect 5 pebbles and 5 leaves from outside. Make a pattern that goes, 'pebble, stick, pebble, stick'. Can you complete it? You could paint the pebbles different colours and make patterns with the colours.



Choose 2 different colours of paint and make stripes across the paper in the 2 colours. Remember to change colour each time to make it a repeating pattern. Can you use the paint to make patterns with spots or circles? How many different patterns can you make with 3 colours of paint?



Choose 2 of your favourite-coloured pens. Draw a circle with one colour and a triangle with another, then another circle with the same first colour and another triangle with the same second colour. Continue the pattern. Can you make a pattern with the 2 the same, then another 2 the same, e.g. 'red, red, blue, blue'?



Can you make a pattern with the fruit from the fruit bowl, or the biscuits in the biscuit tin?

Ask a friend to clap a pattern for you.


# Pattern

## Home Learning Challenges

Collect 5 pebbles and 5 leaves from outside. Make a pattern that goes, 'pebble, stick, pebble, stick'. Can you complete it? You could paint the pebbles different colours and make patterns with the colours.



Choose 2 different colours of paint and make stripes across the paper in the 2 colours. Remember to change colour each time to make it a repeating pattern. Can you use the paint to make patterns with spots or circles? How many different patterns can you make with 3 colours of paint?



Can you make a pattern with the fruit from the fruit bowl, or the biscuits in the biscuit tin? Try this one: 'banana, banana, grape, grape' or 'apple, pear, orange, apple, pear, orange'. How many more can you make?



Use the Internet or books to look at patterns on animals. Look at tigers, snakes, giraffes and cheetahs. What other animals can you find with patterns? Can you draw any of the patterns?



Choose 2 of your favourite-coloured pens. Draw a circle with one colour and a triangle with another, then another circle with the same first colour and another triangle with the same second colour. Continue the pattern. Can you make a pattern with the 2 the same, then another 2 the same, e.g. 'red, red, blue, blue'?



Ask a friend to clap a repeating pattern for you to copy. Repeat it back to them. Then, you clap a repeating pattern and see if they can repeat it. Try this with some other body percussion, including tapping on your legs, knees, shoulders and head. You could tap out 'hands, knees, hands, knees, hands, knees, hands, knees'.

ink saving Eco








Now try a home learning challenge.



# These activities in your pack will help you get really good at pattern making.

### Repeating Patterns

Can you continue the patterns below?

- 
- 
- 
- 
- 

**ink saving Eco**

### Building Challenge! Wyzwania budowlania!

How many patterns can you complete? Ile powtarzających się wzorów możesz skończyć?

Can you build a tower that looks like this? Czy potrafisz zbudować wieżę, która będzie wyglądała jak ta?

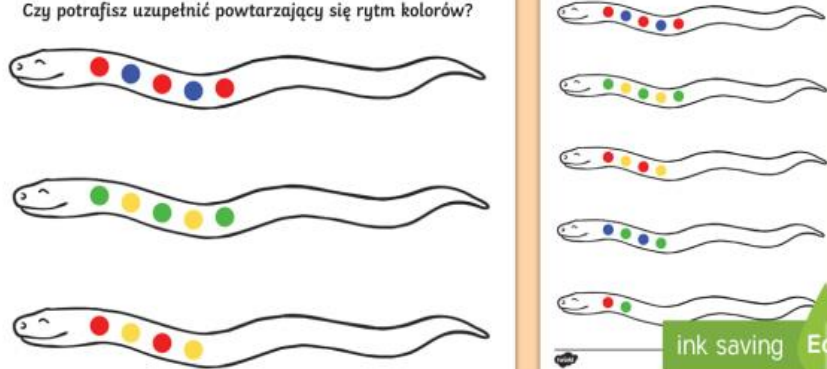
Can you colour in the blocks to design your own pattern? Czy potrafisz pokolorować klocki tak, aby tworzyły powtarzający się wzór?

Can you colour in the blocks to design your own pattern? Czy potrafisz pokolorować klocki tak, aby tworzyły powtarzający się wzór?

**ink saving Eco**

### Can You Continue the Pattern? Czy potrafisz uzupełnić powtarzający się rytm kolorów?


Can You Continue the Pattern? Czy potrafisz uzupełnić powtarzający się rytm kolorów?



**ink saving Eco**

### Stripy Scarves Repeating Patterns

Complete the sequence below.



Complete the sequence below.

Stripy Scarves Repeating Patterns

**ink saving Eco**

Try this active keep fit pattern making.



Try this challenge to make a different sort of shape pattern with shapes that 'tessellate' (fit together).

