



**Curiosity Tasks  
with Sparks class**

**Our topic is called 'eco-travellers'.**



# Curiosity Task 3

When you have picked up your work pack from school.  
Try the following activities labelled 'this week'.

## 1. Learn the transport songs



Wait for the cabin crew to show us where to sit.  
Planes fly up into the sky,  
Sit and watch the clouds go by.

Hear the trams go clickety clack,  
As they go along the track.  
Wave to the driver, pay for your fares,  
Wave to the passengers sitting on their chairs.  
Hear the trams go clickety clack,  
As they go along the track.

Ferries sail across the sea,  
Lots of space for you and me.  
Wave to the captain, hear the engine roar,  
Wave to the people standing on the shore.  
Ferries sail across the sea,  
Lots of space for you and me.


**The Transport Song**  
(Sing to the tune of 'Twinkle, Twinkle, Little Star'.)

Planes fly up into the sky,  
Sit and watch until you fly.  
Hear the pilot in the cockpit,  
Wait for the cabin crew to show us where to sit.  
Planes fly up into the sky,  
Sit and watch the clouds go by.

Hear the trams go clickety clack,  
As they go along the track.  
Wave to the driver, pay for your fares,  
Wave to the passengers sitting on their chairs.  
Hear the trams go clickety clack,  
As they go along the track.

Ferries sail across the sea,  
Lots of space for you and me.  
Wave to the captain, hear the engine roar,  
Wave to the people standing on the shore.  
Ferries sail across the sea,  
Lots of space for you and me.

twinkl [www.twinkl.com](https://www.twinkl.com)

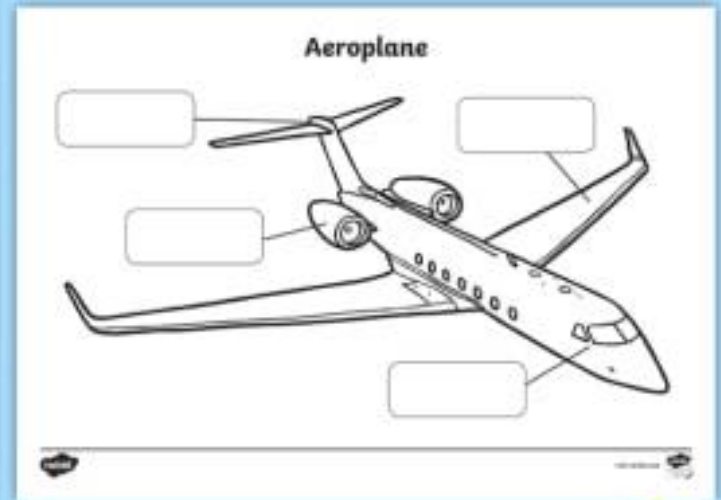
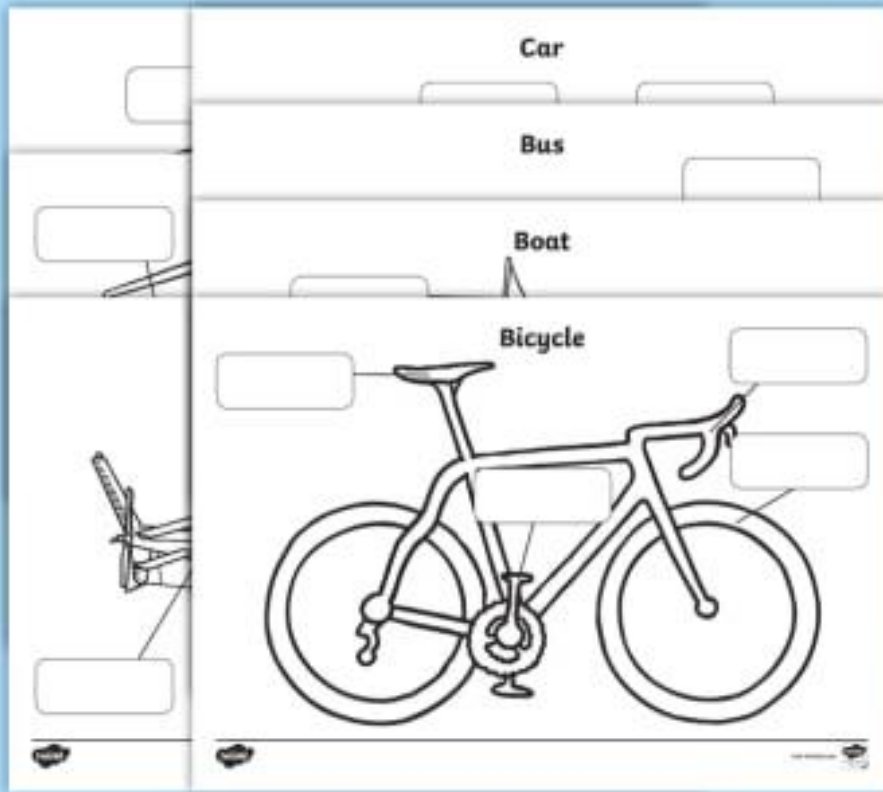
includes backing music!  

## 2. Cut and stick the transport in the correct places.

The activity consists of a scene on the left and a collection of transport icons on the right. The scene shows a landscape with a blue sky, green hills, a grey road, a blue river, and a hot air balloon. Two transport icons are already placed: a yellow car on the road and a hot air balloon in the sky. The icons on the right are arranged in a 3x5 grid:


ink saving Eco

### 3. Label different sorts of transport.



ink saving

Eco