



**Daily Phonics with Sparks
Class**

Ask your parent to read out some of these tricky words. Write them as quickly as you can in rainbow colours. Time how long it takes you.





























Recap your tricky words by watching
this bitesize video




Phase 3 Recap

I can say all of the Phase 3 sounds.

Phase 3 Sounds

j 	v 	w 	x 	y 	z 	zz 	qu 	ch 
sh 	th 	ng 	ai 	ee 	igh 	oa 	oo 	oo 
ar 	or 	ur 	ow 	oi 	ear 	air 	ure 	er 

www.communicationhall.co.uk



Learn how to blend the letters at
the end of words together..



band

Now say what you
see. Sound the words
out like a robot. ...





nd



hand





sand





pond





pound







band



Work from your pack



Complete the find and write the 'nd' words worksheet.



Start work on your sentence booklet.
Ask your parent to read out the sentence that matches the picture from the pack of the booklet. Write it down without help and then write it correctly underneath with help. The clown did tricks with the chimpanzee.


Now click here to play a game to apply the blends you have been learning.

.

Question Number: 1/20

Touchscreen Version

Spot the initial blend...



bl	br	cl	cr	dr	fl	fr	gl	gr	pl	pr	sc	sk	sl	sm
Restart	Clear	sn	sp	st	sw	tr	tw	Go						