




























**Daily Phonics with Sparks
Class**


Phase 3 Recap

I can say all of the Phase 3 sounds.

Phase 3 Sounds

j 	v 	w 	x 	y 	z 	zz 	qu 	ch 
sh 	th 	ng 	ai 	ee 	igh 	oa 	oo 	oo 
ar 	or 	ur 	ow 	oi 	ear 	air 	ure 	er 

www.communicationhall.co.uk



Ask an adult to hide these words
around your house, find them, read
them and put them in order to make a
sentence.

fresh

went

to

fish

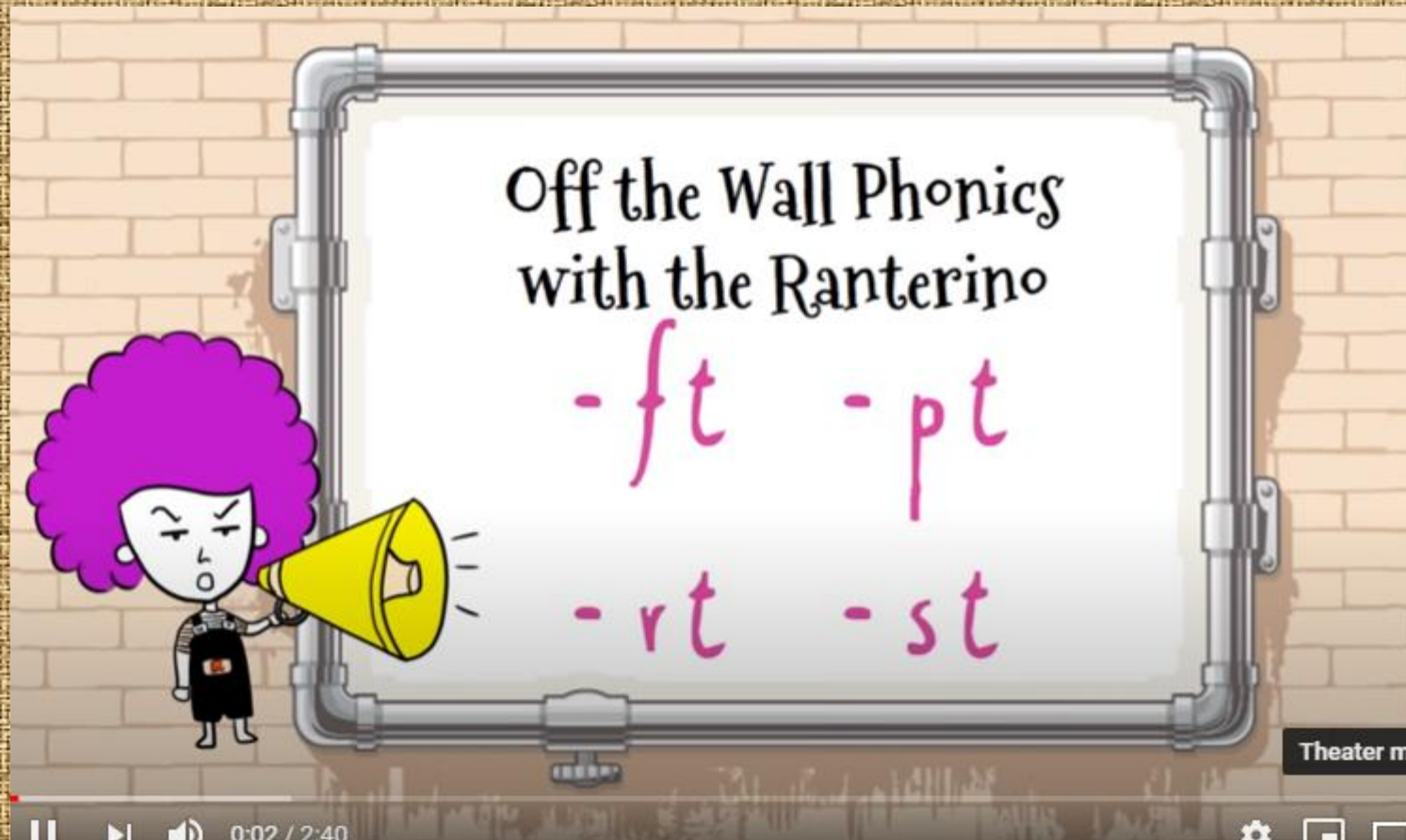
Gran

get

**Learn how to blend the letters at
the end of words together for
'xt' blend**

xt blend

Learn how to blend other letters with
a 't' at the end of words.



Now say what you
see. Sound the words
out like a robot. ...





xt



text





pt



slept





nt



tent






lt



belt







raft



Now click here to play a game to apply the blends you have been learning.

