



## St. Leonard's CE (A) First School Newsletter


Friday 10<sup>th</sup> March 2023

'From a tiny spark to a bright flame'



*'In him was life; and life was the light of men. And the light shineth in darkness'. (John 1:4-5)*

Executive Headteacher of St Leonard's CE (A) First School / Executive Principal of Manifold C of E Academy: Mrs Kelly Stanesby Chair of Governors: Mrs Sue Hey and Rev Jane Held: Designated safeguarding lead: Mrs Kelly Stanesby, Deputy safeguarding leads: Mrs Julie Amos and Miss Torr

Monday 13 <sup>th</sup> March 2023	Full uniform
Tuesday 14 <sup>th</sup> March 2023	Full uniform
Wednesday 15 <sup>th</sup> March 2023  Welly Wednesday  	Welly Wednesday PE kit
Thursday 16 <sup>th</sup> March 2023	Full uniform  1.30 pm - 3.15pm - Mother's Day afternoon tea
Friday 17 <sup>th</sup> March 2023	Red Nose Day- Come to school dressed in red or as your favourite Mr Men or Little Miss character ( suitable for PE)

### Your lunch menu for the 13<sup>th</sup> March 2023 - 17<sup>th</sup> March 2023

Monday 13 <sup>th</sup> March 2023	Tuesday 14 <sup>th</sup> March 2023	Wednesday 15 <sup>th</sup> March 2023	Thursday 16 <sup>th</sup> March 2023	Friday 17 <sup>th</sup> March 2023
Pizza, wedges, carrots and peas	Sausage, mashed potatoes, peas and carrots	Roast chicken, mashed and roasted potatoes, carrots and cabbage	All day breakfast	Fish fingers, chips, beans and peas
Sponge	Flapjack	Oatie biscuit	Raspberry ripple cake	Ice cream

## Well Done!

A very big Well Done to Emily who won second prize in the "God is..." competition.

Emily drew her interpretation of what she thought God looked like. This impressed the judges of the competition and she won herself some lovely felt tip pens.



## The Staffordshire Hoard

As you know the children have been learning about treasure.

Last week Flickers class were drawing Anglo Saxon drawings of treasure similar to The Staffordshire Hoard. The Staffordshire Hoard is the largest hoard of Anglo-Saxon gold and silver metalwork found yet. It consists of almost 4,600 items, metal fragments and 3,500 pieces of jewellery. It is believed to be from 650 - 675 CE.

The Staffordshire Hoard was discovered in a farmer's field in Hammerwich in Staffordshire on 5<sup>th</sup> July 2009 by a metal detectorist.

Ursula visited The Staffordshire Hoard at Hanley Museum over the half term holidays and mum sent in these fabulous pictures.



### Polar picture

As promised Mrs Goldstraw delivered the children's Polar picture they created when they were learning about Ernest Shackleton to The Polar Museum in Cambridge. The staff there were very impressed and agreed to display the children's picture and will email Mrs Goldstraw to show her.



### Red Nose Day

On Friday 17<sup>th</sup> March it is Red Nose Day.

The children are invited to come to school dressed in red or their favourite Little Miss/Mr Men character to celebrate the occasion.

Donations can be made online via the following link;

<https://www.justgiving.com/fundraising/stleonards1st>



### Mystery Guest

We have our first mystery guest visiting school on Monday 27<sup>th</sup> March!

The mystery guest will join their child in their classroom and will be reading the end of day story to them. Thank you so much to our first mystery guest. If you are interested in coming into school to read your child and their class the end of day story please let us know but keep it as a surprise for your child. They will love seeing you in school!



### Defibrillator

The local Parish Council have managed to secure a defibrillator to be fitted on one of the external fences of the school for use by the local community.

The school will essentially be in charge of the cost to run it and the Parish Council to maintain the machine but it is accessible for anyone to use in the event of an emergency.

Thank you to the Parish Council for making this possible. We will let you know when it has been installed.

With this in mind there will be some free training held at the Memorial Hall;



---

**A Free**

---

**Defibrillator and CPR**

---

**Awareness Session**

---

Will be held on

---

Friday 24<sup>th</sup> March 2023

---

6.00 pm to approx. 8.30pm

---

Memorial Hall

---

Ipstones

---

**To ensure sufficient training equipment**

---

**is available**

---

**Please notify your interest in attending**

---

**to**

---

Clerk of Ipstones Parish Council: -

---

Miss Judith Ward 07973522861

---

Email: [ipstonespc@hotmail.com](mailto:ipstonespc@hotmail.com)

---

[www.ipstonesparishcouncil.co.uk](http://www.ipstonesparishcouncil.co.uk)

---

## Attendance



Attendance target - 96%

This week's attendance - 91.3%

## School fund contribution

We would like to thank you for the school fund contributions so far.

By being able to maintain and build on the school fund this will enable us to continue to provide a fun, engaging and positive learning environment and opportunities for your children.

If you would like to make a donation the "School fund contribution" is a payment item on Parentpay.

Thank you.



### School dinner price increase

There will be an increase in school dinner prices from Monday 13<sup>th</sup> March 2023.

The cost will increase to £2.83, £14.15 a week.

The increase has been imposed by our Catering providers, Chartwells, due to the effect of inflation of food prices and minimum wages.

Please note that the school do not make any profit from school meals of the price increase. The costs are governed by the catering providers.

Chartwells are currently out to tender so we will be having a new catering provider in the near future. Don't worry, we will still have Mrs Barks!

This may mean that the prices may decrease a little but at this point it is unknown.

We understand that everyone is feeling the pinch at the minute so it may be worth checking to see if you are entitled to free school meals.

Not only do children receive free school meals, parents currently receive food vouchers for school holidays and free places at holiday activity clubs which also provide food for your child.

A "Pupil Premium" child (free school dinners) brings valuable income for the school with an additional grant received into the school budget.

To check to see if you are entitled, please visit the Staffordshire County Council website;

<https://apps2.staffordshire.gov.uk/web/fsmweb/>



### Teacher strikes

The next NEU teacher strikes are scheduled for next week, Wednesday 15<sup>th</sup> and Thursday 16<sup>th</sup> March.

We will remain open as usual.



### Trip to Poole's Cavern

This week's trip to Poole's Cavern has been postponed due to the weather forecast of snow.

Half of the trip involves the children walking through woodland which wouldn't be safe or enjoyable in inclement weather so we will rebook for another day.



## Spring Art competition



**Spring Art Competition!**  
Draw, paint or photograph...  
A bee or any other pollinating insect...  
Open to ages 5-18  
Closing date:  
Friday 31st March  
Winners receive 5 gift cards printed with their artwork or photograph plus a certificate. For more information contact:  
youth@moorlandsclimateaction.org

The poster features a central photograph of a bee on a yellow flower. To the left, there is a small graphic of a camera and a box labeled 'MOORLANDS CLIMATE ACTION'. The background is a light blue and white pattern.

### How to enter:-

Draw, Paint or Photograph a pollinating insect e.g., Bees, butterflies, wasps, flies etc.

Take a good clear photo of your Artwork

To enter from **HOME** Email your photo, first name, age, plus parent's name and contact details by **Friday 31<sup>st</sup> March** to [youth@moorlandsclimateaction.org.uk](mailto:youth@moorlandsclimateaction.org.uk) **Subject Line – MCA Spring Art Competition**

To enter from **SCHOOL** Email child's photo, first name, age plus teacher contact name and school by **Friday 31<sup>st</sup> March** to:- [youth@moorlandsclimateaction.org.uk](mailto:youth@moorlandsclimateaction.org.uk) **Subject Line – MCA Spring Art Competition**

The competition will be judged in two categories 5 -11 and 12 -18 by 2 judges - a local nature artist plus a member of MCA committee. Winners to be contacted by 18<sup>th</sup> April 2023 using contact details provided.

## Dates for the diary

### Spring Term 2023

Mother's Day activity and tea afternoon Thursday 16<sup>th</sup> March - 1.30pm - 3.15pm

Term ends - Friday 31<sup>st</sup> March

Easter holidays - Monday 3<sup>rd</sup> April - Friday 14<sup>th</sup> April

### Summer Term

Term starts - Monday 17<sup>th</sup> April

May Day - 1<sup>st</sup> May

Coronation celebration at Manifold Primary School - Friday 5<sup>th</sup> May

King's Coronation bank holiday - Monday 8<sup>th</sup> May

Term ends - Friday 26<sup>th</sup> May

Term starts - Monday 5<sup>th</sup> June

Term ends - Friday 21<sup>st</sup> July

The list of dates is not exhaustive at this time of the year . We will, of course, keep you up to date.





## National Online Safety

When Apple unveiled the iPad in early 2010, they almost single-handedly rewrote people's idea of what of a portable computing device was capable of - and sparked a tablet revolution. There are several very respectable imitators on the market now, but the iPad remains the standard bearer for tablet computers and still routinely shifts upwards of 40 million units every year.

Their immense popularity, of course, has made the iPad a familiar companion for children and young people: an auxiliary TV; an aid for schoolwork; and a blessing on long car journeys. That said, there are still some aspects of Apple's flagship tablet that parents and carers should bear in mind to help protect their child from online risks - as our #WakeUpWednesday guide explains.

This guide highlights possible hazards including the risk of age-inappropriate content, physical damage to the device and potential screen addiction.

At National Online Safety, we believe in empowering parents, carers and trusted adults with the information to hold an informed conversation about online safety with their children, should they feel it is needed. This guide focuses on one of many devices which we believe trusted adults should be aware of. Please visit [www.nationalonlinesafety.com](http://www.nationalonlinesafety.com) for further guides, hints and tips for adults.

# What Parents & Carers Need to Know about iPADS

Apple debuted the first iPad in 2010, kickstarting the tablet market, and it remains the best-selling tablet to this day. Although Apple doesn't offer a child-specific version, iPads are hugely popular with youngsters due to their ease of use and endless choice of apps. There's a selection of models, with different-sized screens and distinct features - including the standard iPad; the iPad Air; the iPad Pro; and the iPad mini. Thankfully, they all offer parental controls so you can regulate how your child uses the device - and how long they spend on it.

### WHAT ARE THE RISKS?

#### PHYSICAL DAMAGE

While some tablets (such as the Amazon Fire Kids editions) come with rugged shock-proof cases, iPads aren't built for rough and tumble. They're also more expensive than most other tablets, and any damage your child's iPad suffers could be costly to repair. Buying a child-friendly case and screen protector for the device could be a wise move, especially if it's being used by younger ones.

#### SCREEN ADDICTION

Like most digital devices, tablets have the potential to become quite addictive. You might find your child spending too long staring at their iPad, which could lead to irritability, mood swings and a loss of interest in more important tasks. If this happens, be sure to visit the built-in screen time settings and ensure you limit how long they're able to spend on the device each day.

#### INAPPROPRIATE CONTENT

Even if it would never occur to your child to go searching online for age-inappropriate sites, apps or information, there's always a possibility that something unexpected - perhaps a video that auto-plays or content incorrectly suggested by an algorithm - could appear on their tablet and upset them. You can help prevent this by adjusting the content settings (see our 'top tips' section below).

#### SIRI SUGGESTIONS

The parental controls built into iOS (the fundamental operating system of Apple devices) enable you to block access to most age-inappropriate content - but your child could potentially still bypass these restrictions (either accidentally or deliberately) by using Siri, Apple's voice-activated digital assistant. To avoid this, toggle the 'Ask Siri' functions to 'off' in the iPad's settings menu.

### Advice for Parents & Carers

#### ENABLE FAMILY SHARING

Before letting little ones loose on an iPad, it's a good idea to set up Family Sharing, as this lets you utilise the parental controls to manage exactly how your child is able to use the device. You can do this fairly easily by going into the iPad's settings; once there, you'll be able to add an existing Apple account (if your child already has one) or set one up from scratch.

#### APPLY SOME LIMITS

The 'Downtime' function allows you to tell the iPad to lock itself at certain periods (at mealtimes or before bed, for instance), while 'App Limits' removes access to certain apps once they've been used for a specified length of time each day. The iPad can display a reminder when these limits have nearly been reached, letting your child mentally prepare for the end of their gaming or viewing time.

#### STOP ACCIDENTAL SPENDING

To empower your child with an increased sense of freedom on their device (without giving yourself something else to worry about in the process) you could enable the iPad's 'Ask to Buy' feature. Whenever your child tries to download or buy an app, game or product, the iPad sends you a request to approve (or deny) it. This option only becomes available if you've set up Family Sharing.

#### SET CONTENT AND PRIVACY RESTRICTIONS



The parental controls can stop the iPad from displaying explicit or age-inappropriate content (in apps like iTunes and Safari, for instance) when your child is signed into their account. You'll also be able to restrict the capacity to download and install apps, and you can specify permissions which prevent children from changing the iPad's privacy settings once you've selected them.

#### TRACK IT DOWN

Just like the iPhone, Apple's iPads have 'Find My' software to help you locate your child's iPad - or indeed, any linked Apple devices that have gone AWOL, including phones, watches and AirPods. If you enable 'Find My' in the settings menu, it will display the last known location of an iPad that's been mislaid, as well as giving you the option to lock a missing iPad that you suspect has been stolen.

### Meet Our Expert

Carly Page is an experienced technology journalist with a track record of more than 10 years in the industry. Previously the editor of tech tabloid The Inquiry, Carly is now a freelance technology journalist, editor and consultant.



#WakeUpWednesday

@natonlinesafety /NationalOnlineSafety @nationalonlinesafety @national\_online\_safety

Users of this guide do so at their own discretion. No liability is entered into. Current as of the date of release: 08.03.2023

## Mother's Day Afternoon Tea

On Thursday 16<sup>th</sup> March we are inviting Mums and Grandmas into school to join us for Afternoon Tea. We are fast approaching capacity therefore the deadline to book a place will be on Friday 10<sup>th</sup> March.

If you haven't already booked in you can do so via the following link;

<https://forms.office.com/e/UHmKnyns4N>

We are also still in need of any unwanted gift items that we can use for our tombola.

Please could these be sent into school by Monday 13<sup>th</sup> March.

Thank you.



## Competition

# DIG OUT YOUR CRAYONS

Use your imagination to create the best drawing you can think of. It can be anything inspired by today visit about civil engineering or fossils



Deadline Date For Entry >> **Friday 17<sup>th</sup> March**

All of the drawings entered into the competition will be displayed on the Stroud project. There will a prize for the top 3 drawings, which will be awarded on the **Friday 24<sup>th</sup> March**

**The drawing must have the students name and class on the back so we can identify the winners**

## Fossils assembly


Many Thanks to Mr Richardson who visited us on Wednesday to deliver an assembly on finding fossils whilst digging tunnels.

Mr Richardson is a civil engineer. His job involves digging tunnels underground. He brought in some of the mudstones that he digs out and the children used hammers and chisels to crack the mudstone apart to see if they could find any fossils inside.

They were very successful and all enjoyed it very much.

Mr Richardson has also invited the children to take part in the drawing competition (above).

He would like to use our photographs to share with his company therefore we will be sending out a consent form to seek your permission.




## Sparks

This week Sparks class have been creating their own pirate flags, building lots of different buildings, for example a vets, castles and their own farms/houses.

They have been squiggling whilst wiggling! This is dancing using the shapes they make whilst writing. After "wiggling" they use paper to practise their writing skills. They donned their white lab coats to be scientists. They talked about what is beautiful about our world and why we need to look after it.

They played in the water table with lots of animals swimming about. Miss Milward kept putting rubbish in the water and they told her off as it wasn't good for the animals in the sea!




## Flickers

Flickers have been practising their Anglo-Saxon drawing again and doing a marvellous job.

They have been learning about maps and testing their map reading skills around the school. They followed the map from their classroom and went on a little treasure hunt discovering clues that related to landmarks on the map. They did find the treasure in the pirate ship but they haven't opened it yet!

They have also been practising writing their addresses.



## Flames

Flames class have been using natural materials to dye materials.

They used beetroot, blueberries, raspberries, petals, leaves, grass and mud to dye their material as they would have done in The Stone Age. The most successful dyeing technique was by using the beetroot.

They have also been learning about parts of plants and flowers and pollination. They made a flower using tissue paper and wire.

