



## St. Leonard's CE (A) First School Newsletter


Friday 26<sup>th</sup> January 2024

'From a tiny spark to a bright flame'



*'In him was life; and life was the light of men. And the light shineth in darkness'. (John 1:4-5)*

Executive Headteacher of St Leonard's CE (A) First School / Executive Principal of Manifold C of E Academy: Mrs Kelly Stanesby Chair of Governors: Mrs Sue Hey and Rev Jane Held: Designated safeguarding lead: Mrs Kelly Stanesby, Deputy safeguarding leads: Mrs Julie Amos and Miss Torr

Monday 29 <sup>th</sup> January 2024	Full uniform  Miss Torr - Maths training
Tuesday 30 <sup>th</sup> January 2024	Full uniform  1.30pm - Mrs Amos - Finance meeting
Wednesday 31 <sup>st</sup> January 2024  Welly Wednesday  	Welly Wednesday PE kit
Thursday 1 <sup>st</sup> February 2024	Full uniform
Friday 2 <sup>nd</sup> February 2023	Dress down for number day (£1.00 donation for the NSPCC) - suitable for PE

### Your lunch menu for the 29<sup>th</sup> January 2024 - 2<sup>nd</sup> February 2024

Monday 29 <sup>th</sup> January 2024	Tuesday 30 <sup>th</sup> January 2024	Wednesday 31 <sup>st</sup> January 2024	Thursday 1 <sup>st</sup> February 2024	Friday 2 <sup>nd</sup> February 2024
Pizza and wedges	Pasta bolognaise	Roast of the day, mashed and roasted potatoes, carrots and cabbage	Chicken curry and rice	Fish fingers, chips and peas or beans
Shortbread	Sponge	Chocolate mousse	Sponge	Number biscuits

## Star Awards



Congratulations are sent out to the following children who won Star Award's this week:

Headteacher's Award	<b>Bella</b>
Star of the Week Sparks	<b>Autumn</b>
Star of the Week Flickers	<b>Olivia</b>
Star of the week Flames	<b>Jack</b>
Spark to a flame Sparks Class	<b>Jaycee</b>
Spark to a flame Flickers Class	<b>Charlie</b>
Spark to a flame Flames Class	<b>Jaycee</b>
Mrs Amos award	<b>Sophie F</b>
Cook's Award	<b>Rosanna</b>
PE Award	<b>Ezme, Elise, Ava, Lilly, Nina, Dottie</b>

## Creepy castles and dangerous dragons wisdom quest

The children will develop their imagination and creativity through this wisdom quest. They will explore the fairytale world of castles and dragons through exciting texts and oral and written story telling. They will link this to the awe and wonder of their local area and the fascinating places that can be found here. They will follow a Historical enquiry about the castles in their local area and use their geographical skills to locate places where dragons may hide, learning to draw maps of places so that they can explore and navigate.

They will develop knowledge of the History of Alton Castle and Alton Towers and the famous local architect designer Augustus Pugin. They will use his work to inspire their own printing and design of family coats of arms and stained glass windows. They will learn more about a famous theme park in our local area, Alton Towers. Pupils will have a go at becoming rollercoaster designers as they use their scientific knowledge about materials and forces.



The whole school has gone dragon crazy! I'm sure you have heard all about it at home.

They have been designing their own dragons, drawing them and writing about them!

They saw pictures of the dragons on the school field but they flew off before they could see them in real life!

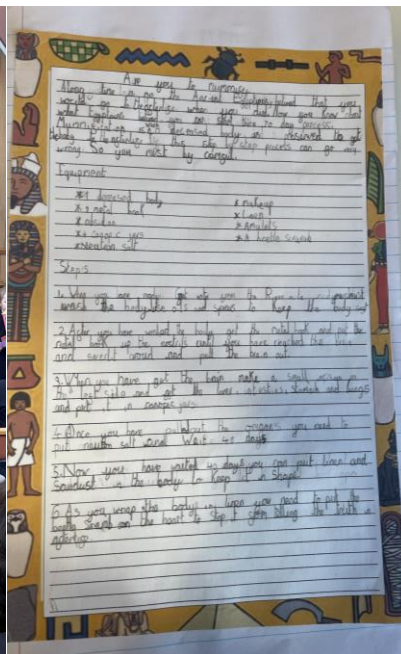


## Celebration assembly

Thank you to all who attended our celebration assembly on Friday. We hope you all enjoyed seeing the wonderful work that the children have done.

Sparks class showcased their fabulous castles they had built, Flickers class showed everyone the work they had done working with materials in their Science lesson and Flames told us all about their intriguing discovery of two giant dragon's eggs on the school field. They also showed off the canopic jars they had made and read the pieces that had written about the mummification process.

Thank you also to Rev Julie for hosting us.



### Gulliver's Kingdom

Friday 26<sup>TH</sup> January is the deadline for the deposit to secure your child's place at this year's year 3 and 4 residential at Gulliver's Kingdom.

This is payable on parentpay please.

The remaining amount of £120 needs to be paid by 14<sup>th</sup> June and the trip will take place from Monday 24<sup>th</sup> June to Wednesday 26<sup>th</sup> June.

If, for any reason, your child does not wish to attend please let Mrs Amos know.

Thank you.



### Parent's consultation evening

The parent's consultation evening will be held on Wednesday 7<sup>th</sup> February from 3.30pm - 6.30pm.

Miss Torr's appointments will commence at the earlier time of 2.00pm.

Appointments can be made online on the school website;

<https://www.stleonardsfirstschoolipstones.com/book-online>

If you cannot make any of the appointments but would still like to talk to your child's teacher about their progress please contact the school office to arrange.



### Stoke City assembly

Unfortunately Stoke City didn't turn up for last week's assembly as the member of staff who had organised it had left the club. We have contacted them again to rearrange and we will let you know once another date is confirmed.

We apologise for any disappointment.

They just forgot about us!



### Measles

You may have heard on the news or in social media, the number of cases is rising. Currently numbers in Birmingham are very high, numbers in Stoke-on-Trent rising, which may indicate the infection is heading our way in the Staffordshire Moorlands.

The common symptoms are: very high temperatures, a runny or blocked nose, sneezing, a cough and red, sore, watery eyes and small white spots inside the mouth on cheeks and lips. Children are infectious at this point and a later when the common 'rash' symptom appears on the face and body. The infection can be harmful to those who are pregnant and those who have not been vaccinated.

For more details please see the link below.

<https://www.nhs.uk/conditions/measles/>

Children should not attend school once the symptoms are evident and should not return to school for at least four days after the rash has appeared.

## **RED FLAG SYMPTOMS OF MEASLES IN CHILDREN**



## Number Day -Friday 2<sup>nd</sup> February

On Friday 2<sup>nd</sup> February we will be partaking in Number day. We will be embracing numbers and mathematics in creative and enjoyable ways. There will be Math Challenges and a math-thon!

This event is organized by the NSPCC, with a mission to prevent child abuse and provide support to children and families in need.

Children are invited to dress down (suitable for PE). They can dress in a number related outfit or fancy dress or their own clothes.

Please bring in a donation of £1 for the NSPCC.



IPSTONES METHODIST CHURCH

INVITE YOU TO JOIN US FOR

COFFEE  
TOAST  
CAKE  
& CHAT



February 6th & 20th

10a.m. to 12 noon

In the Schoolroom.  
Everyone Welcome.

Big Bounce - February half term



**Feb Half Term**

**BOOK NOW!**  
[www.BigBounceEvents.co.uk](http://www.BigBounceEvents.co.uk)

**30 days 5 days a week**

**2024**

**BIG BOUNCE**  
Huge Indoor Kids Inflatable Play Sessions

**Brough Park Leisure Centre  
LEEK - Sun 11th Feb**

**SAVE  
£5  
WITH  
FAMILY  
TICKET**

**BOOK ONLINE** @ [www.BigBounceEvents.co.uk](http://www.BigBounceEvents.co.uk)



## FEBRUARY FESTIVAL OF FUN HOLIDAY CLUBS

**Come and join us for some sports, games and activities from February 12-16.**

Our action-packed program gives children the chance to remain active, develop skills and make new friends within a safe and secure program.



### We are inclusive!

We value the importance of accommodating children who have come to us from different backgrounds. We aim to provide an environment where everyone is challenged and given an enjoyable experience.

Search for your venue: [asmsports.co.uk](http://asmsports.co.uk)

### READ OUR REVIEWS



**09:00-15:30**

Half-Day & Wrap-Around options available



Call: 01782 366332  
Visit: [www.asmsports.co.uk](http://www.asmsports.co.uk)  
Email: [info@asmsports.co.uk](mailto:info@asmsports.co.uk)

From  
**£10.00**  
per day





One of the more heartwarming, life-affirming aspects of social media is being able to share special moments in our children's lives with family and friends: from the first day at school or blowing out birthday cake candles to smiling holiday selfies and cute Hallowe'en costumes. Is there, however, such a thing as too much sharing - and can it actually put children in danger?

With potential risks such as accidentally displaying identifying details (images showing where a child lives or what school they go to, for example) and photos being seen and saved by strangers, perhaps we need to take a little more caution over what we post and where we post it. This guide runs through some safety considerations when sharing images.

At National Online Safety, we believe in empowering parents, carers and trusted adults with the information to hold an informed conversation about online safety with their children, should they feel it is needed. Please visit [www.nationalonlinesafety.com](http://www.nationalonlinesafety.com) for further guides, hints and tips for adults.

# What Parents & Carers Need to Know about SHARING PHOTOS ONLINE

School is often a time chock-full of milestones for your child, and you may well be eager to share their accomplishments with the world. In today's digital age, sharing images of such precious moments on social media is commonplace, and – while that's a lovely thing to do – it does come with some risks attached. Our guide can help parents and carers to consider the potential dangers and make informed choices about safely sharing photos of their children online.

## WHAT ARE THE RISKS?

### INVASIONS OF PRIVACY

Even with the right settings in place, absolutely nothing online is 100% private. Anyone who can view your photos could take screenshots and potentially share them elsewhere. Privacy settings are still important, though, so it's always wise to ensure your social media accounts have them set up: just bear in mind that you can't completely control what happens to anything once it's gone online.

### REVEALING PERSONAL DETAILS

Small details in photos can often reveal personal information. Backgrounds can give clues to where you live, for example, while school logos on uniforms, sports kits, or bags could help someone identify which school your child attends. With interactive maps and reverse image searches commonplace online, information like this could easily be misused by an individual with malicious intentions.

### MISUSE OF IMAGES

Once something's been shared online, it's almost impossible to get it deleted. Photos can show up in search engine results and be downloaded, manipulated, and shared without consent. There's the potential for someone's images to be used for advertising purposes (which in many cases, isn't illegal) or even more inappropriate reasons, such as cyber-bullying or serious forms of exploitation.

### ONLINE GROOMING

Pictures that convey details about your child's interests, activities, or daily routines could arm an online predator with the kind of information they can deploy to gain a child's trust. They might use this knowledge to pretend to be the same age as the child or to have a shared hobby. Essentially, the more a predator knows about a young person, the easier it is for them to invent some 'common ground'.

### PRESSURE TO PLEASE

When their parents or carers share notable moments and accomplishments in a child's life on social media, some children may begin to feel an expectation to always meet certain standards, to achieve things, or to behave in ways that are "worth sharing". Knowing that other people (even friends and family) can see these posts on social media might also add to the pressure they're feeling internally.

### IMPACT ON DIGITAL FOOTPRINT

Every photo of a child posted online contributes to their digital footprint. Young people's lives have never been so closely and publicly documented as they are now, and this permanent online presence could affect a child's future opportunities or the choices they make as they grow up – in addition to influencing how they see themselves and, consequently, their emotional wellbeing.

## Advice for Parents & Carers

### REVIEW SETTINGS REGULARLY

Make sure your social media's secure in terms of who can view your content or see your location (only family and trusted friends, for example). Privacy settings aren't totally foolproof, but they do make it tougher for strangers to access your pics. Reviewing your settings regularly is also a good starting point for conversations with your child about managing their own social accounts when they're older.

### CONSIDER OTHER CHILDREN

When taking a group photo, make sure you get parents' or carers' permission to share it on social media. There may be an important safeguarding reason for them not wanting their child's photo posted publicly online, or it might simply not tally with their personal beliefs or cultural background. A quick conversation in advance, just to make sure, is usually hugely appreciated.

### CHECK YOUR PHOTOS


Photos of your child shouldn't provide any clues to where they live or go to school: even a house number, street name, or car number plate could be a giveaway. Cover up or blur out school logos, too. If you really want to share a particular pic, you could post a watermarked or low-res version, which can help to discourage misuse as those images are less appealing to download or reproduce.

### THINK AHEAD

Try to consider the longer-term implications of what you post. Would you be happy with that photo being online in 10 years' time? Would your child still be OK with the image when they're older? Once your child is mature enough, you could ask for their consent before posting; it respects their privacy, fosters trust and understanding, and helps them to start thinking about their own online life.

### Meet Our Expert

Gabriella Russo is a safeguarding consultant with more than 30 years' experience working with children, families, and adults in education, local authority, and mental health settings, both in the UK and internationally. She has developed online safety training for local authorities and foster care agencies across Britain and is the online safety expert for FosterWiki.



## Dates for the diary

Friday 26<sup>th</sup> January 2024 - £49 deposit due for Year 3 and 4 residential trip to Gulliver's Kingdom

Friday 2<sup>nd</sup> February - Dress down for number day

Tuesday 6<sup>th</sup> February 2024 - Safer internet day

Wednesday 7<sup>th</sup> February 2024 - Parent's consultation evening - 3.30pm - 6.30pm (Miss Torr from 2.00pm)

Friday 9<sup>th</sup> February - Break up for half term

Monday 19<sup>th</sup> February 2024 - Back to school

Thursday 7<sup>th</sup> March 2024 - World book day

Thursday 7<sup>th</sup> March - Mother's Day treat - Mum's invited into school - 9am - 11.30am

Thursday 15<sup>th</sup> March 2024 - Dress down for Red Nose Day

Thursday 21<sup>st</sup> March 2024 - Easter lunch

Friday 22<sup>nd</sup> March 2024 - Break up for Easter

## 2023 - 2024 Term dates

**Holiday:** Monday 12 February - Friday 16 February

**Term Ends:** Friday 22 March

**Holiday:** Monday 25 March - Friday 5 April

**Easter Sunday:** Sunday 31 March

Summer Term 2024

**Term Starts:** Monday 8 April

**May Day:** Monday 6 May

**Holiday:** Monday 27 May - Friday 31 May

**Term Ends:** Friday 19<sup>th</sup> July

**Holiday:** Tuesday 23 July - Friday 30 August



## Sparks

Sparks class have been busy building their own castles this week. They recycled boxes, tubes and bottles to create magical castles with turrets, towers and drawbridges.



## Flickers

Flickers class have been printing their own tiles based on Gothic designs after studying the work of Pugin. They used ink on acetate and made patterns with cotton buds. They then laid their paper over the top to make their own unique tile designs.

They wrote about colours! They wrote about what the colour conjured up in their imagination, for example Jacob remembered the ink cap mushroom Mrs Goldstraw found on the school field when they were writing about.

They then used their colour description to write about their dragons.



## Flames

Flames class went on a dragon hunt on the school field. They looked for evidence to see what kind of dragon had landed on the school field.

The first major clue was two brightly coloured giant eggs. Then they spotted shredded skin off a dragon!

There was fire scorches on a box where they had been breathing, footprints by the nest and a fallen branch where the dragon had attempted to land.

They took their surgical gloves and evidence bag and collected all the clues for DNA testing. They sent their sample home with Harriet whose mum is a police detective. They received a response from Detective Handford who had allocated an exhibit reference number and had been sent off for testing. We cannot wait for the results. Clues already point to a very rare breed as when googled there is no information on such colourful dragon eggs!




Exhibit Reference HDH/250124

Thankyou for this important piece of Evidence! I have given it a unique "Exhibits Reference" so it can be identified, & <sup>this</sup> required for Continuity of the Evidence's movement..

HDH = Harriet Drew Handford.  
2501/24 = the date it was found.  
1 = is the No of items found on that day each one is given a No.

I have taken the exhibit to the Police Station to be examined.

I will be in touch once these are complete, I too am excited to find out what it is, as I have never seen anything like it before. Regards  
Detective Handford